


MAGNUM COMPOSITE DOORS

Make your perfect entrance



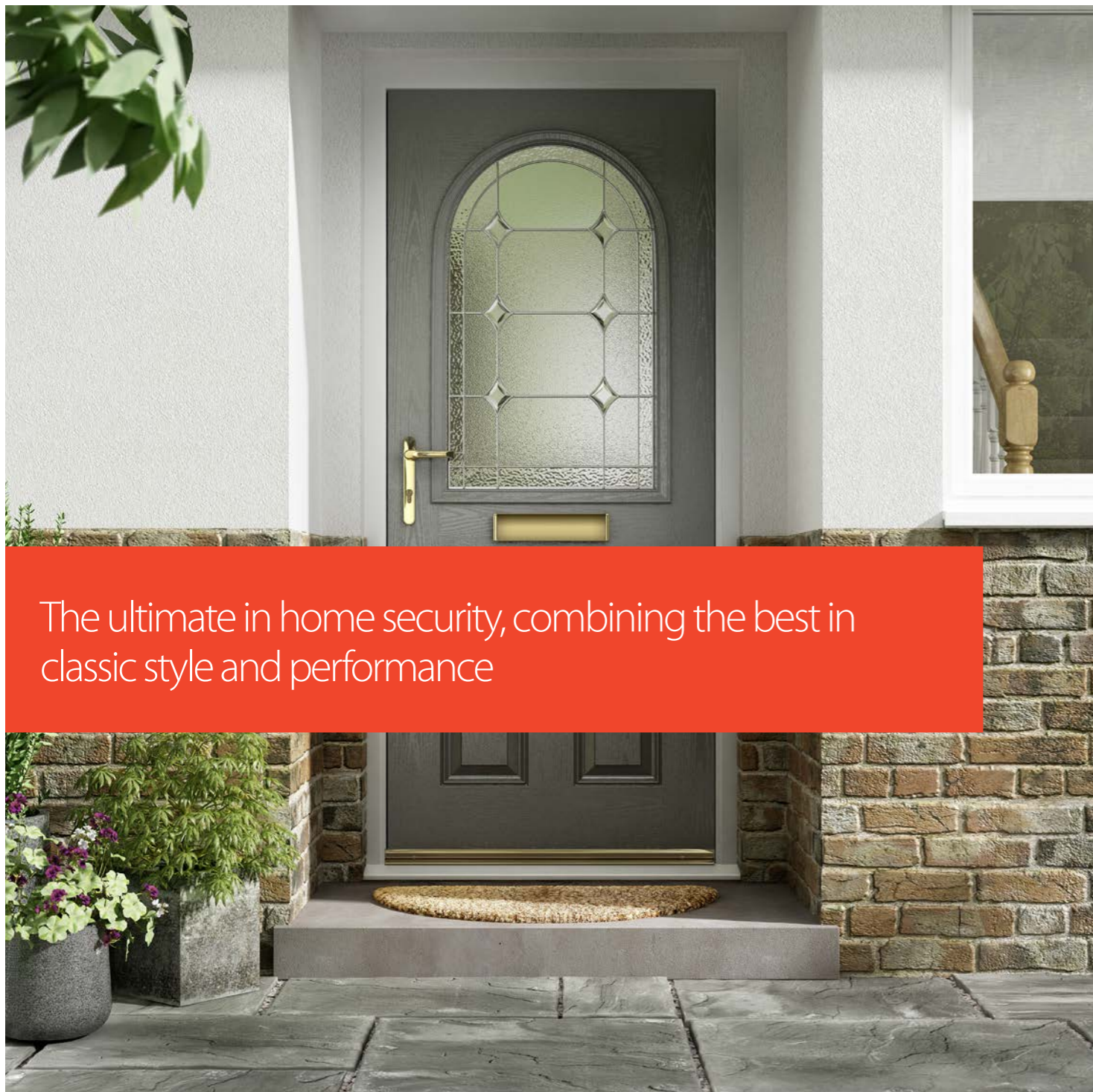
Door colour: White Glass : Scotia



Door and glass colours shown in this brochure should be used for guidance only as the limitations in photographic and printing processes may mean that colours of products vary from those illustrated. All doors are provided with white internal skins, as standard, although Gold Oak and Rosewood are also available stained on both sides. Bespoke coloured doors can be painted on one or both sides.

All information in this publication is provided for guidance only and is given in good faith. Consort reserve the right to alter specifications without prior notice. Reproduction of this brochure in whole or part is strictly forbidden without prior written consent. All images are for illustration purposes only. V002.

Published by Consort 2018. Copyright © Distinction Doors 2018



The ultimate in home security, combining the best in classic style and performance

Manufactured to the highest calibre and thoroughly tested to beyond industry standards, this energy efficient fibreglass composite door provides excellent thermal and sound insulation. Its strength comes from the construction of its sub-frame in solid, water-resistant polymer material, reinforced with Laminated Veneer Lumber (LVL). The depression moulded GRP skins, giving the authentic timber look, are then bonded to this sub-frame and its core filled with high density, 100% CFC-free polyurethane foam.

The fully reinforced, triple sealed outer frame, the multi-point security locking system and the unique adjustable hinges make the Consort Magnum a real heavyweight performer that retains an amazingly light, yet positive easy feel.

With a huge range of striking colours, two wood grain effects, plus of course brilliant white as standard, give your door that individual touch. Added to that is our wide and varied range of plain or decorative glazing options... the possibilities are endless.



Benefits

- Standard glass – triple glazed 6.8mm laminated, toughened
- Standard 5 point locking system with hooks and roller cams
- Security handle set
- Anti-bump cylinder locks
- Unique fully adjustable 3D hinges rebated into the 44mm door for a discreet and perfect fit
- Triple sealed – giving double the weather protection of a standard flush door
- Impact-resistant thermoset GRP skin will not expand, contract or crack
- Maintenance free – just wipe clean and never needs painting

Secured by Design


- Police preferred specification if requested

Contents

- 04 Why nxt-gen?
- 06 Popular Door Styles
- 08 nxt-gen Magnum Doors
- 20 Magnum Signature Doors
- 24 Magnum Cottage Doors
- 30 Magnum Solid Doors
- 31 Magnum 70mm Doors
- 32 Magnum Contemporary
- 38 Colour Range
- 40 Hardware
- 42 Sparkling Glass
- 43 Sidelights
- 43 Mini-blind

The best welcome home!

What makes a nxt-gen door so special?



nxt-gen flush finish



traditional projected beading



Security

Important in protecting your home from intruders. You need:

- Impact resistant GRP with rigid polymer subframe
- High-density polyurethane foam core
- All doors Document Q Approved (threshold dependant)
- Proven to PAS24 Security standard, essential for achieving 'Secured by Design' endorsement
- All decorative glass triple glazed and 6.8mm laminated as standard
- Non decorative glass double glazed and 6.8mm laminated as standard
- Anti-Bump, Pick and Drill barrel combined with high security handle will achieve TS007



Weatherproof

A must to keep the elements at bay! It must have:

- A waterproof door leaf
- A high performance, weather resistant, glazing system
- Weather performance, proven to BS6375 - 1
- Classification, for weather tightness, air, wind and water



Heat Insulation

Keeping your home insulated and your bills down. You require:

- A high performance insulating core
- High performance insulated glass units
- A door that exceeds Approved Document L of the Building Regulation requirements



Sound Insulation

Protecting you from external noise. It must have:

- Baffling against noise with a high performance insulating core
- At least Outdoor-Indoor Transmission Class (OITC): 26db
- At least Sound Transmission Class (STC): 29db



Durability

A door with pedigree - tried and tested for over 20 years. It needs:

- Strength from its construction
- High impact resistant door skins
- Stability, whatever the weather conditions



Appearance

Your door must look good and be aesthetically pleasing. Think about:

- Door style
- Door colour
- Choice of decorative glass

New and Exclusive!



Our Most Popular Door Styles

*nxt-gen optional

With a plethora of doors to choose from we're sure you'll find one you love. However, if you can't see the door you were looking for please ask for our entire range of styles.

Magnum 01 **nxt-gen** Magnum 02 **nxt-gen** Magnum 03 **nxt-gen** Magnum 07 **nxt-gen** Magnum 08 **nxt-gen** Magnum 10 **nxt-gen** Magnum 14



Magnum 04 Magnum 05 Magnum 06 Magnum 09 Magnum 11 Magnum 12 Magnum 13



Magnum 15 Magnum 16 Magnum 17 Magnum 18 Magnum 19/20 Magnum 23 Magnum 24C




Magnum 24L Magnum 24R Magnum 25C Magnum 28L Magnum 28C Magnum 28R Magnum 30L



Magnum 30R Magnum 35 Magnum 44C Magnum 44L Magnum 44R Magnum 48 Magnum 49



Magnum 50 Magnum 51




Visit our online door designer to configure your perfect door.



Magnum 2



See the full bespoke colour range on Page 39!




Door colour: Distant Blue Glass: Aspen

Andorra Brass and Zinc



Edwardian



Kara Clear Zinc and Brass



Kara Colour Zinc



Lunna




Monza



Palma



Savana



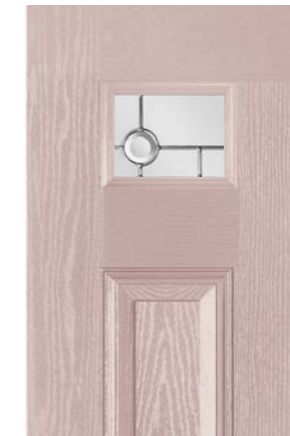
Scotia Brass and Zinc



Sierra



Trieste



Valentia



The Magnum 2 offers greater privacy, whilst using decorative glass to enhance the door.

Standard and Premium colours; Black, White, Blue, Green, Red, Consort Chartwell and Consort Anthracite Grey.

Magnum 14



See the full bespoke colour range on Page 39!



Door colour: Pastel Blue Glass: Trieste

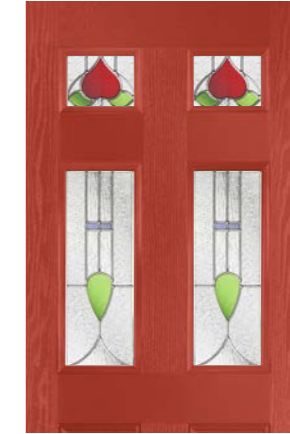
Andorra Brass and Zinc



Aspen



Edwardian




Kara Clear Zinc and Brass



Kara Colour Zinc




Lunna



Monza



Palma




Savana



Scotia Brass and Zinc



Sierra



Valentia



A traditional look that lets the design of decorative glass flow through from the lower to higher level, providing an attractive ensemble to the 6 panel Magnum 14 door.

Standard and Premium colours; Black, White, Blue, Green, Red, Consort Chartwell and Consort Anthracite Grey.

Magnum 3




See the full bespoke colour range on Page 39!




Door colour: Consort Anthracite Glass: Edwardian


Andorra Brass and Zinc



Aspen



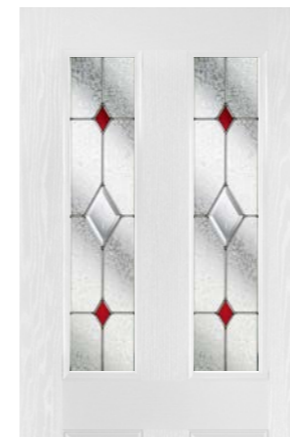
Edwardian



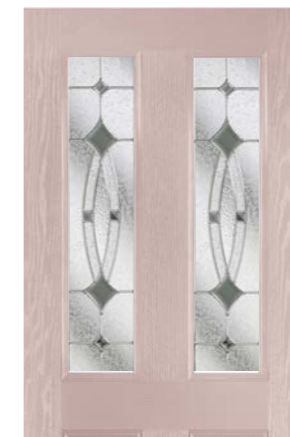
Kara Clear Zinc and Brass



Kara Colour Zinc



Lunna




Monza



Palma




Scotia Brass and Zinc



Sierra



Trieste



Valentia



The classic four panel design of the Magnum 3 is one of our most popular styles, being suitable for many decorative glass designs.

Standard and Premium colours; Black, White, Blue, Green, Red, Consort Chartwell and Consort Anthracite Grey.

Magnum 7



See the full bespoke colour range on Page 39!



Door colour: Consort Chartwell Glass : Monza


Andorra Brass and Zinc



Aspen



Edwardian



Kara Clear Zinc and Brass



Kara Colour Zinc



Lunna



Palma



Savana



Scotia Brass and Zinc



Sierra



Trieste



Valentia



The Magnum 7 gives the perfect balance of style and privacy for your home. A traditional design that is complemented by the decorative glass focal point.

Standard and Premium colours; Black, White, Blue, Green, Red, Consort Chartwell and Consort Anthracite Grey.

Magnum 6 Signature door available with Georgian cassette



Magnum 8



See the full bespoke colour range on Page 39!



Door colour: Black Grey Glass : Lunna

Andorra Brass and Zinc




Aspen



Edwardian



Kara Clear Zinc and Brass



Kara Colour Zinc



Monza



Palma



Savana



Scotia Brass and Zinc



Sierra



Trieste



Valentia



Maintaining the traditional elegance of the Magnum 7, the Magnum 8 utilises decorative mid panels and an eye-catching, decorative half moon to let plenty of light flood your home.

Standard and Premium colours; Black, White, Blue, Green, Red, Consort Chartwell and Consort Anthracite Grey.

Magnum 10



See the full bespoke colour range on Page 39!



Door colour: Ruby Red Glass: Edwardian

Andorra Brass and Zinc



Aspen



Kara Clear Zinc and Brass



Kara Colour Zinc



Lunna



Monza



Palma



Savana



Scotia



Sierra



Trieste



Valentia



Ever popular as a front or back door option, the Magnum 10 provides excellent light, with a large space for decorative glass to be displayed.

Standard and Premium colours; Black, White, Blue, Green, Red, Consort Chartwell and Consort Anthracite Grey.

Signature door available with Georgian cassette



Magnum 4

The arch of the Magnum 4 offers a sophisticated twist to this classic design.

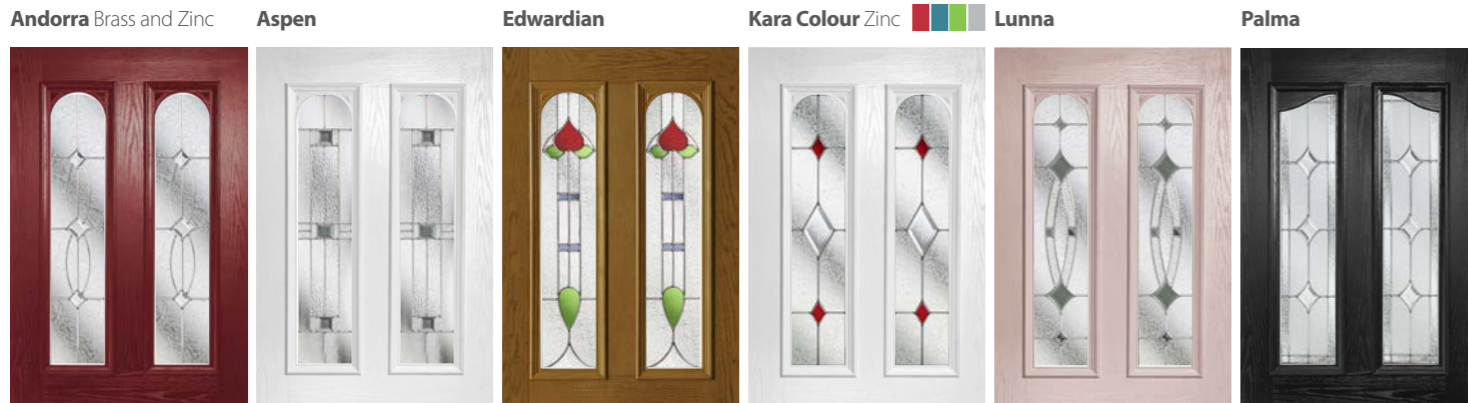
Standard and Premium colours; Black, White, Blue, Green, Red, Consort Chartwell, Consort Anthracite Grey, Gold Oak and Rosewood.

See the full bespoke colour range on Page 39!



Door colour: Black Glass : Monza

All the below glass designs can be used in the Magnum 3, 4 & 5!



Magnum 5

Magnum 5 offers yet another alternative to this signature design.

Standard and Premium colours; Black, White, Blue, Green, Red, Consort Chartwell, Consort Anthracite Grey, Gold Oak and Rosewood.

See the full bespoke colour range on Page 39!




Door colour: Red Glass : Kara

All the below glass designs can be used in the Magnum 3, 4 & 5!



Magnum 9

See the full bespoke colour range on Page 39!



Door colour: Mouse Grey Glass : Palma

Andorra Brass and Zinc



Aspen




Edwardian



Kara Clear Zinc and Brass



Kara Colour Zinc



Lunna



Monza



Scotia Zinc and Brass



Savana



Sierra



Trieste



Valentia



A beautiful option for a front door with its gracefully arched large glazing that allows plentiful light and a full display of decorative glass.

Standard and Premium colours; Black, White, Blue, Green, Red, Consort Chartwell, Consort Anthracite Grey, Gold Oak and Rosewood.

Magnum 13 Signature door available with Georgian cassette



Magnum 16

A charming, 'tongue and groove' planked effect cottage style door with a very traditional, centrally aligned window. Highly suitable for these patterned or decorative glazing options.

Standard and Premium colours; Black, White, Blue, Green, Red, Consort Chartwell, Consort Anthracite Grey, Gold Oak and Rosewood.

See the full bespoke colour range on Page 39!



Classic planked design

Door colour: Gold Oak Glass : Scotia

Magnum 49

For that extra heritage feel, choose the Magnum 49 with its traditional border to complete the look.

Standard and Premium colours; Black, White, Consort Chartwell, Consort Anthracite Grey, Gold Oak and Rosewood.

See the full bespoke colour range on Page 39!



Traditional border design

Door colour: Mouse Grey Glass : Edwardian

Anorra Brass and Zinc

Aspen

Kara Clear Brass and Zinc

Kara Colour Zinc



Lunna

Monza


Palma

Savana

Sierra

Trieste

Valentia



Magnum 17

The smaller glazing panel of the Magnum 17 shows that sometimes less is more.

Standard and Premium colours; Black, White, Blue, Green, Red, Consort Chartwell, Consort Anthracite Grey, Gold Oak and Rosewood.

See the full bespoke colour range on Page 39!



Door colour: Duck Egg Glass : Sierra



Magnum 51


The Magnum 51 adds elegant detailing to a classically finished door.

Standard and Premium colours; Black, White, Consort Chartwell, Consort Anthracite Grey, Gold Oak and Rosewood.

See the full bespoke colour range on Page 39!



Door colour: Duck Egg Glass : Kara Grey



Magnum 11

The pretty diamond glazing panel of the Magnum 11 works perfectly with the cottage style planked design.

Standard and Premium colours; Black, White, Blue, Green, Red, Consort Chartwell, Consort Anthracite Grey, Gold Oak and Rosewood.

See the full bespoke colour range on Page 39!



Door colour: Consort Chartwell Glass : Andorra

Magnum 50


The Magnum 50 adds elegant diamond detailing to a classically finished door.

Standard and Premium colours; Black, White, Consort Chartwell, Consort Anthracite Grey, Gold Oak and Rosewood.

See the full bespoke colour range on Page 39!




Door colour: Consort Anthracite Glass : Andorra



Solid Doors

A solid door is perfect for those who prefer complete peace, privacy and security from their home.




70mm Doors

Keep the heat in and the sound out with our elite range of 70mm doors. All the beauty and benefits of our standard doors, but over 50% thicker!


An impressive feeling of reassurance and quality.



Magnum 19/20



Magnum 24



Door Colour: Traffic Grey A Glass: Odessa

Odessa

Bloom

Magnum 30



Door Colour: Sable Glass: Breeze

Glacier

Breeze

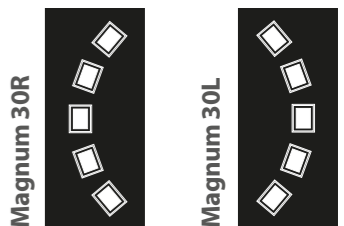
Our flush doors are the perfect canvas for our contemporary styles. This simple 4 rectangle design lets you have fun with the glass to create a unique look.

Standard and Premium colours; Black, White, Blue, Green, Red, Consort Chartwell, Consort Anthracite Grey, Gold Oak and Rosewood.

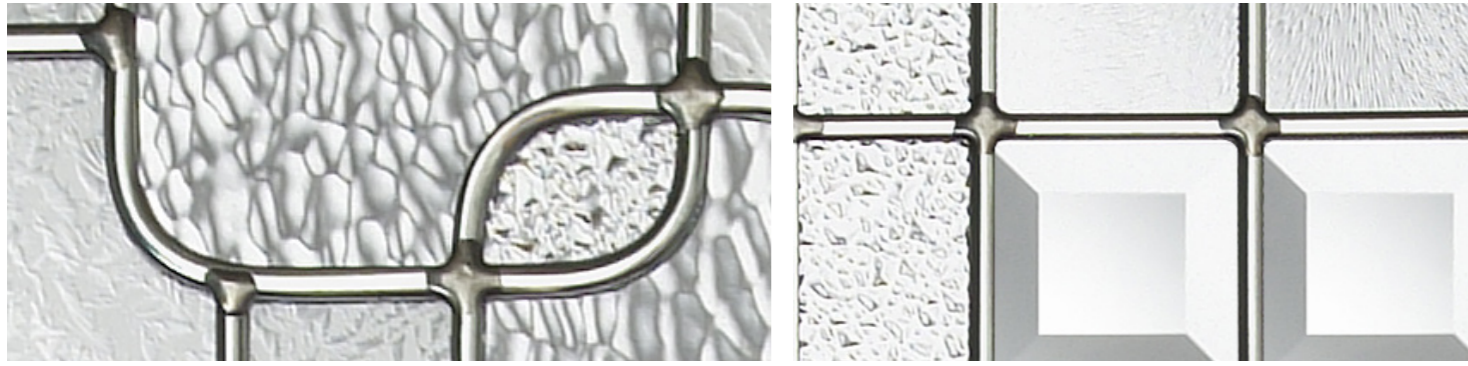


A stunning curved design with lots of personality. Team with our modern glazing designs to make a statement.

Standard and Premium colours; Black, White, Blue, Green, Red, Consort Chartwell, Consort Anthracite Grey, Gold Oak and Rosewood.



Magnum 28



Door Colour: Signal Violet Glass: Canvas



Canvas



Radiant

This simple door design lets the glass take centre of attention. Our retro inspired Canvas glass or the stunning Radiant glass add the perfect finishing touch.

Standard and Premium colours; Black, White, Blue, Green, Red, Consort Chartwell, Consort Anthracite Grey, Gold Oak and Rosewood.



Magnum 25



Door Colour: Rape Yellow Glass: Echo



Echo



Cubic

These contemporary glass designs perfectly complement the modern Magnum 25 door.

Standard and Premium colours; Black, White, Blue, Green, Red, Consort Chartwell, Consort Anthracite Grey, Gold Oak and Rosewood.



Magnum 35



Door Colour: Dusty Pink Glass: Eclipse



Eclipse



Tidal


Dare to be different! The Magnum 35 would create a contemporary focal point on any home.

Standard and Premium colours; Black, White, Blue, Green, Red, Consort Chartwell, Consort Anthracite Grey, Gold Oak and Rosewood.

Magnum 35



Magnum 44



Door Colour: Ultramarine Blue Glass: Nevis



Matrix



Nevis

A simple contemporary door with glass that creates extra privacy.

Standard and Premium colours; Black, White, Blue, Green, Red, Consort Chartwell, Consort Anthracite Grey, Gold Oak and Rosewood.

Magnum 44L



Magnum 44C



Magnum 44R



Standard Range

Colours shown should be used for guidance only as the limitations in the printing process may mean that colours vary from those illustrated.


Choose the perfect colour for the exterior of your home and match the interior with your décor for a seamless look and feel.

Our range of colours, styles and glass options will make your door truly unique and by ensuring that we perfectly match the colour, wood grain and moulding on the glazing cassettes, you can guarantee a flawless finish.




Door colour: Purple Violet Glass: Edwardian

Standard and premium colours



Next-generation standard and premium colours



White on internal side as standard.

Bespoke Range

Colours shown should be used for guidance only as the limitations in the printing process may mean that colours vary from those illustrated.

Spoilt for choice, with our stunning range of colours!



Hardware

A front door is a focal point of most properties and the hardware should reflect this. The stainless steel Unicorn Letterplate has been designed very much with aesthetics in mind with its simple but elegant styling, designed to complement any door and suited finishes with our other door furniture.

Also available in Black and Satin Silver.



The stylish Elite stainless steel fixed Central Knob suites perfectly with other products in our range. The Central Knob is manufactured in high grade stainless steel, giving excellent corrosion resistance.

Only available in brushed stainless steel.



The stunning Elite 1200mm stainless steel T Bar Crank Handle suites perfectly with other products in our Stainless Steel range.

Offering an upmarket, contemporary handle the T Bar Handle is manufactured in 316 stainless steel and delivers outstanding product performance.

Only available in brushed stainless steel and supplied as a pair.



Our Door Knockers have been sensitively designed to complement the features of any external door face. The products coordinate perfectly with our other stainless steel door hardware for a fully coordinated approach and improved aesthetics. Manufactured from 304 stainless steel, the products offer ultimate corrosion resistance for ultimate performance.

Available in contemporary and traditional styles and with or without a spy hole.



Our stylish, high performance Lever/Lever and Lever Pad

Door Handles are manufactured in 304 stainless steel, giving ultimate corrosion resistance. Superior quality and designed for product longevity. Suites beautifully with our other stainless steel furniture for totally coordinated approach.

Also available in Black, Satin Silver and White.



44mm door fitted with the 3D hinge, a heavy duty adjustable door hinge developed for long life performance. Featuring low friction bearings for smooth door opening, it offers reliable maintenance free operation. Also available in Gold and White.



70mm door fitted with the SFS hinge, available in a variety of colours.



The stylish stainless steel Escutcheon suites perfectly with other products in the Trojan stainless steel range. The Escutcheon is manufactured in 316 stainless steel, giving ultimate corrosion resistance.

Only available in brushed stainless steel.



Standard Multipoint Locking System - 5 point locking with hooks and roller cams which can achieve Secured by Design with Lever/Lever and Lever/Pad.

Not available with T Bar or Central Knob.

Automatic secure 3 point slam lock for contemporary T Bar handle and Central Knob.

Can be specified with all doors as an optional extra.

Doors with the slam lock will have a thumb turn locking cylinder as standard.



Weather (Drip) Bars can be supplied in Silver and Gold finishes as well as colour coded to match the door slab/leaf.

New Collection

Sparkling glass

The ultimate finishing touch for your door...


- ✓ 12 stunning styles of glazing
- ✓ Triple glazed
- ✓ The encapsulated decorative pane means the design stays looking beautiful for longer
- ✓ Easy to maintain, no bevels or comes to clean
- ✓ 6.8mm Laminated glass for extra security



Andorra Brass or Zinc



Aspen



Edwardian



Kara Brass or Zinc (colours available with zinc)



Lunna



Monza



Palma



Savana



Sierra



Scotia Brass or Zinc



Trieste



Valentia



Door colour: White **Glass:** Palma




Door colour: Light Grey **Glass:** Mini-blind

Sidelights

Adding sidelights to your door gives a stylish extra dimension to truly make a statement.

Not only do they look so impressive by extending the glazed area across the entrance to your home, sidelights also allow for more natural light to fill your internal living space.



Not available in nxt-gen.

Mini-blind

An enclosed mini-blind is the perfect solution for controlling light and privacy in your home.

Mini-blinds can be handed left or right and have a simple control mechanism to be raised or tilted with one hand. This system uses a magnetic tab rather than a traditional cord, so is completely safe for use around children.

The mini-blind is enclosed within two panes of glass in the frame so never require painting and are protected from damage and dust. They are a stylish finishing touch to any external door.



Perfect when added security is essential.

Available with Magnum 10, 34 and 43 doors.